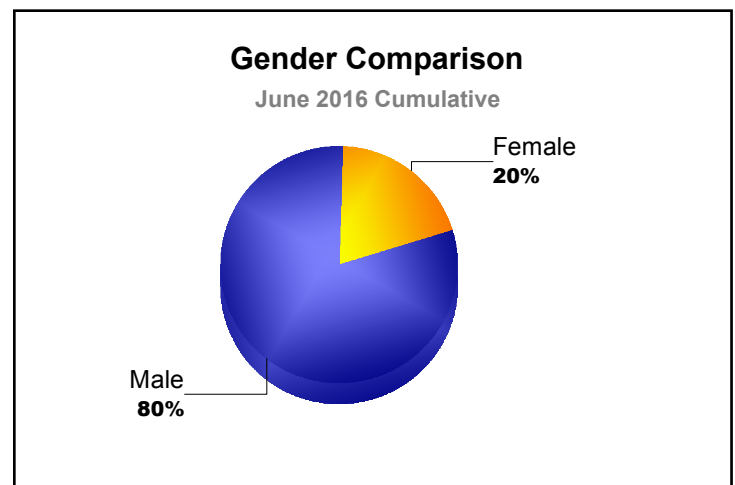
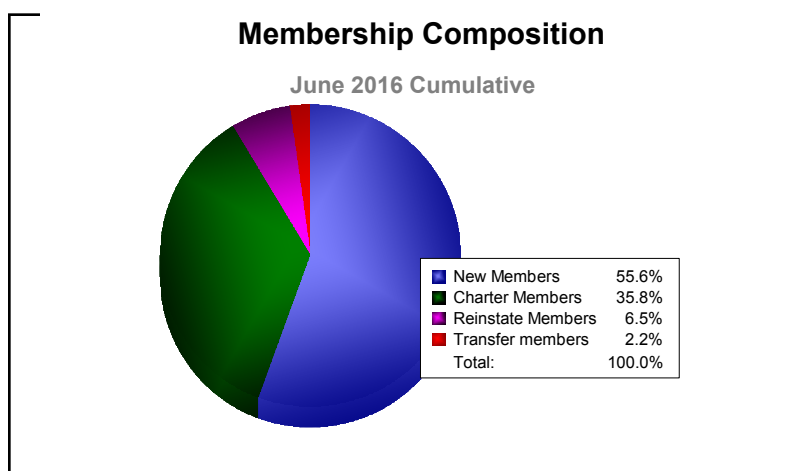
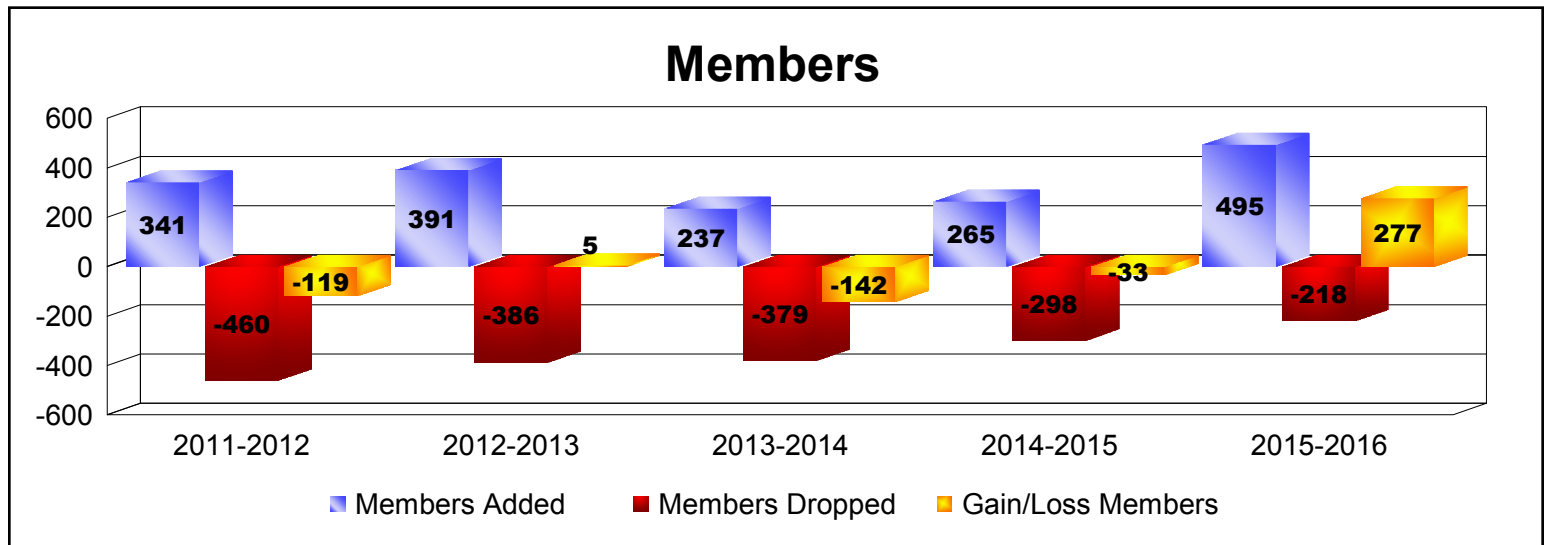
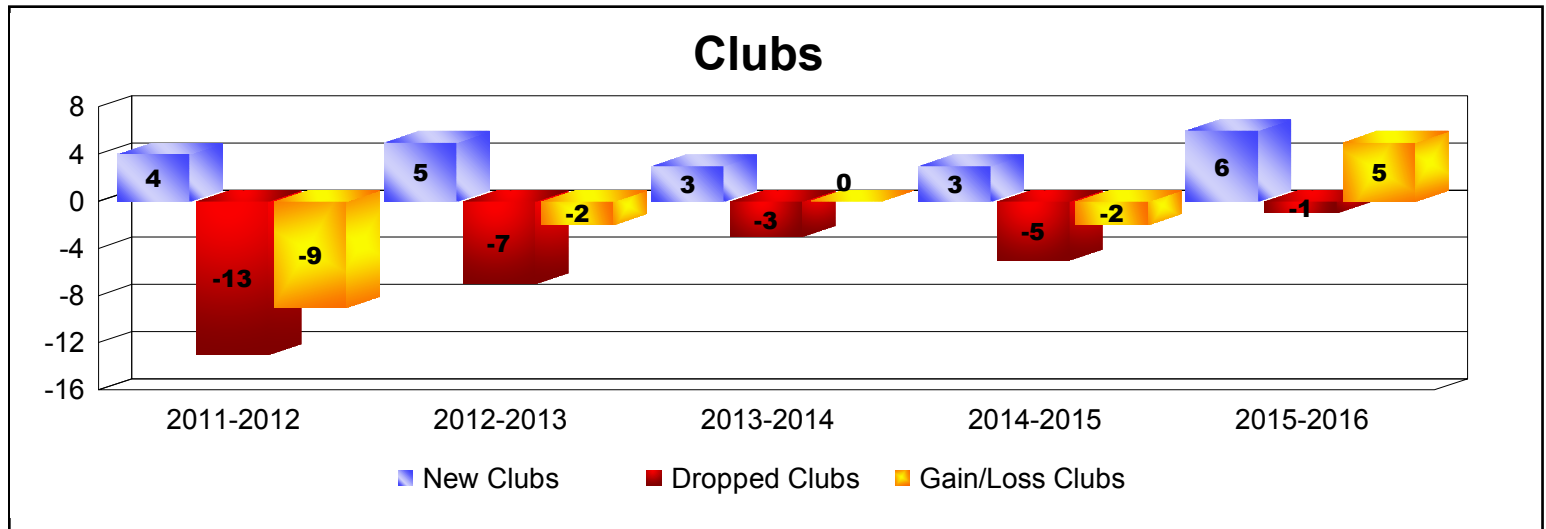


Year	New Clubs	Dropped Clubs	Gain/ Loss Clubs	New Members	Charter Members	Reinstate Members	Transfer Members	Total Member Added	Total Members Dropped	Gain/ Loss Members
2011-2012	4	-13	-9	168	123	48	2	341	-460	-119
2012-2013	5	-7	-2	183	141	67	0	391	-386	5
2013-2014	3	-3	0	156	71	9	1	237	-379	-142
2014-2015	3	-5	-2	110	128	26	1	265	-298	-33
2015-2016	6	-1	5	275	177	32	11	495	-218	277
Average	4	-6	-2	178	128	36	3	346	-348	-2



Year	New Clubs	Dropped Clubs	Gain/ Loss Clubs	New Members	Charter Members	Reinstate Members	Transfer Members	Total Member Added	Total Members Dropped	Gain/ Loss Members
2011-2012	0	-1	-1	0	0	0	0	0	-23	-23
2012-2013	0	0	0	4	0	20	0	24	-10	14
2013-2014	0	0	0	2	1	4	0	7	-6	1
2014-2015	0	0	0	15	0	0	0	15	0	15
2015-2016	0	0	0	30	0	1	0	31	-4	27
Average	0	0	0	10	0	5	0	15	-9	7

